



## virtual finance director

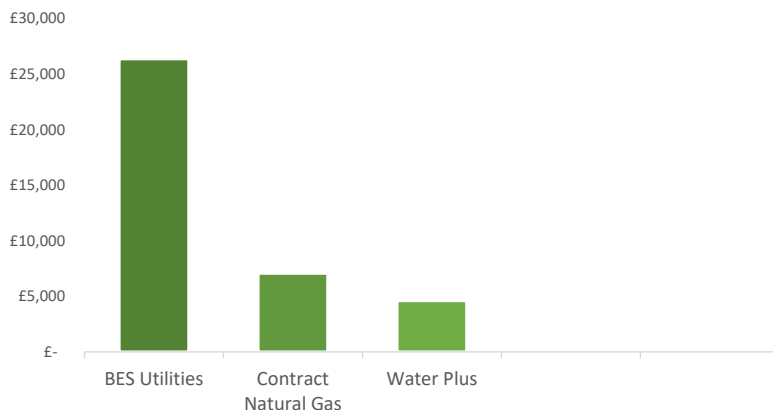
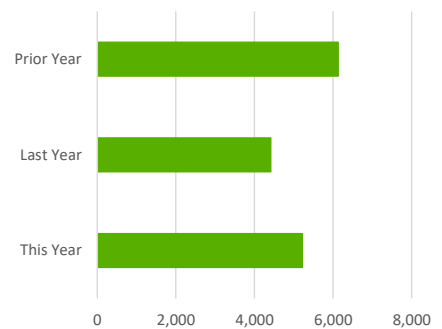
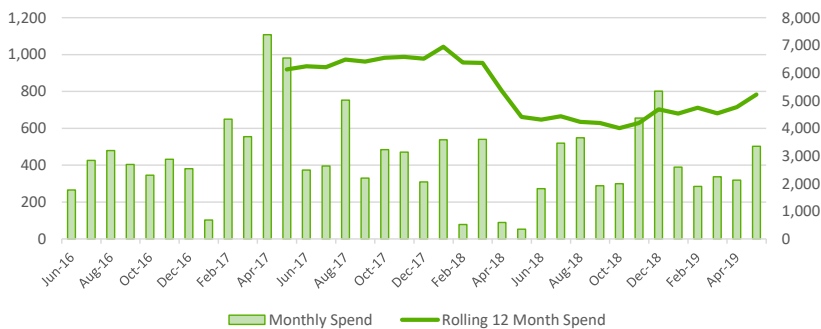
The following report has been designed to help you reduce your utility costs. We have analysed every transaction within your accounts to help assess whether there is the potential for you to reduce your utilities expenditure.

We have identified that there is the potential for you to save money on your utilities expenditure with the following providers. If you were to realise just a 20% saving this could be worth £0.8k per annum.

### BES Utilities

#### Utilities Overview

Utilities expenditure over the past 12 months of £5.2k has increased compared to the previous 12 months by £0.8k (18.2%). During the past quarter expenditure was £1.2k, a decrease from the previous quarter of £0.3k (21.4%). Compared to the same quarter in the previous year, this represents an increase of 70.2%.



The earliest Overhead transaction recorded within your accounts was on 17 April 2011.

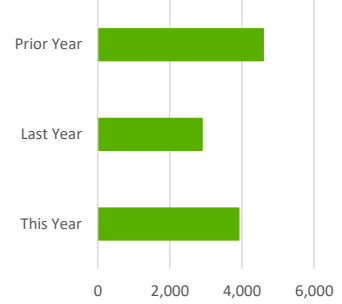
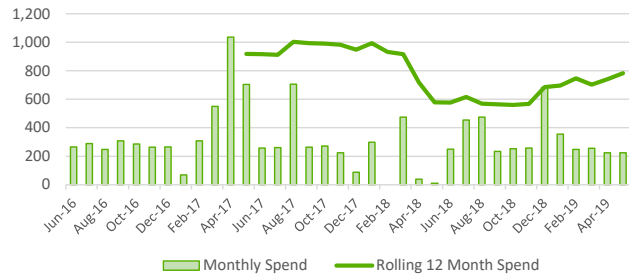
Since then, the provider you have spent the most with is BES Utilities (26.4k). This represents 69.3% of all utilities expenditure during this time period.

# Utilities Summary - Demo Company Ltd

## Provider 1 Potential to reduce costs - Extremely likely

**BES Utilities**

Months with provider	78
Earliest Date	Jan-13
Latest Date	Aug-19
Total Spend to date	26,352
Monthly Spend TY	326
Latest Qtr	704
Previous Qtr	1,286
var	(45.2%)
Same Qtr Last Year	524
var	34.5%

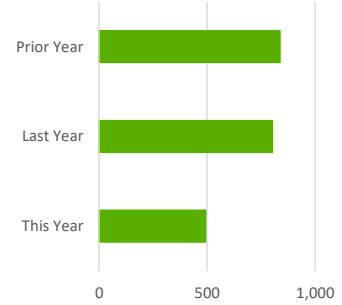
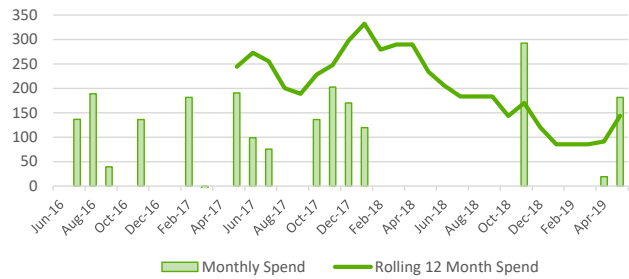


This provider has been highlighted as charging uncompetitive prices and operates with onerous terms, also, you have been using them for enough time to suggest you could negotiate more favourable terms and your spend is high enough for you to realise material savings in the future.

## Provider 2 Potential to reduce costs - Unlikely due to spend level

**Contract Natural Gas**

Months with provider	73
Earliest Date	Apr-13
Latest Date	May-19
Total Spend to date	7,062
Monthly Spend TY	41
Latest Qtr	200
Previous Qtr	0
var	-
Same Qtr Last Year	0
var	-

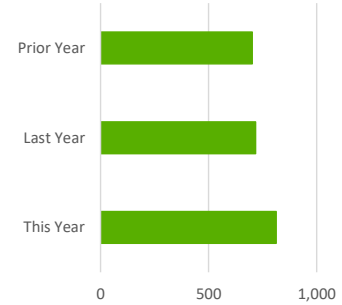
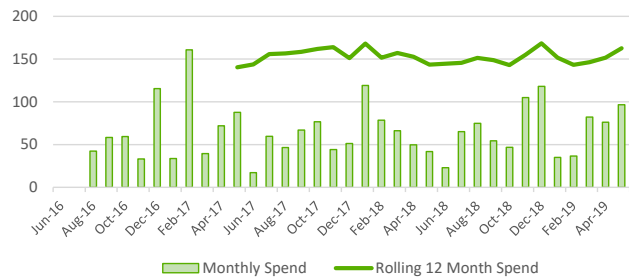


No material opportunity identified yet but we'll keep checking for you.

## Provider 3 Potential to reduce costs - Unlikely due to spend level

**Water Plus**

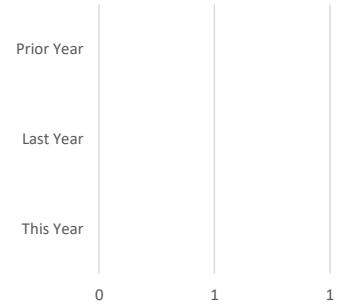
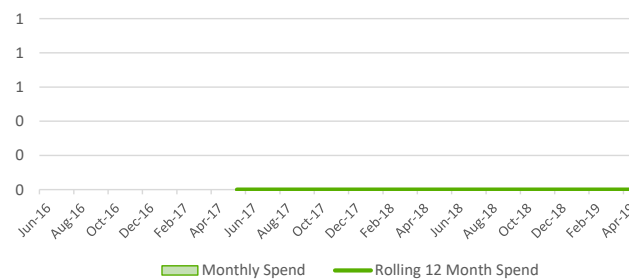
Months with provider	97
Earliest Date	Apr-11
Latest Date	May-19
Total Spend to date	4,596
Monthly Spend TY	68
Latest Qtr	255
Previous Qtr	190
var	34.3%
Same Qtr Last Year	158
var	61.6%



No material opportunity identified yet but we'll keep checking for you.

## Provider 4 Potential to reduce costs -

Months with provider	
Earliest Date	
Latest Date	
Total Spend to date	
Monthly Spend TY	0
Latest Qtr	0
Previous Qtr	0
var	-
Same Qtr Last Year	0
var	-



No material opportunity identified yet but we'll keep checking for you.

# Utilities Summary - Demo Company Ltd

We have identified that there is the potential for you to save money on your utilities expenditure with the following providers. If you were to realise just a 20% saving this could be worth £0.8k per annum.

## BES Utilities

Engaging the services of an expert can save you a considerable amount of time and money, as well as ensuring you sign up for the contract that is right for your business. If you would like assistance from industry experts to help you negotiate a more favourable contract for this expenditure, please contact us on t: +44123 456789.

We have analysed every transaction within your accounts for the below providers, if your utilities provider is not listed please let us know and we will add it to the list of providers we are analysing on your behalf.

AM Power	NWF Fuels
ARVATO	Opus Energy
Bar Red Nuneaton	Rix Petroleum LTD
BES Utilities	Scottish and Southern Energy
British Gas	Scottish Hydro Electric Power Distribution plc
Brooks Electronic (Fire) Systems	Scottish Power
Business Energy	Scottish Power Energy Networks
Calor Gas Limited	Severn Trent
CNg LTd	Smartest Energy
Contract Natural Gas	South Eastern Power Networks plc
Corona	Southern Electric Power Distribution plc
Dual Energy	SP Distribution Ltd
Eastern Power Networks plc	SP Manweb plc
EDF Energy	SSE
Electricity North West Limited	swalec
Engie	Total Energy Gas Supplies Limited
EON	Total
Evesons Fuels	UK Power Networks
Gazprom	Utilita
Green Energy (UK) Plc	Utility Warehouse
Haven	Water Plus
London Power Networks plc	Watson Fuels
N Power	Western Power Distribution
Northern Powergrid	Yorkshire Gas and Power