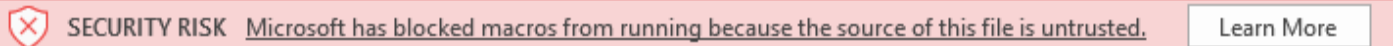


This guide is for use by those seeing the below message when using models downloaded from VFD-Pro.com

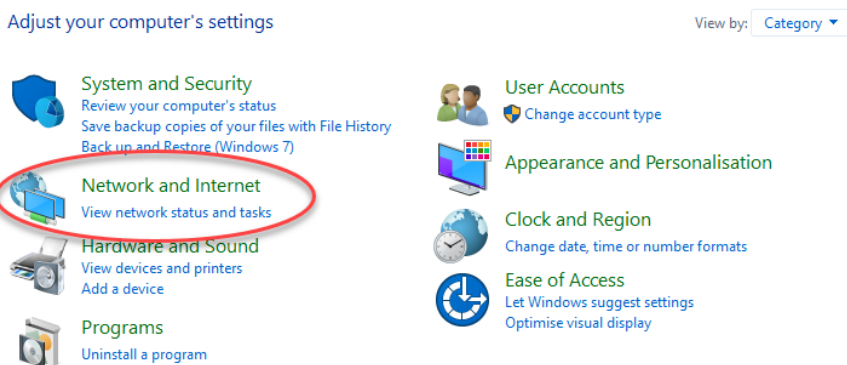


This message appears due to security measures put in place by Microsoft. The below is a one-off process that will tell Windows that VFD-Pro.com is a site you trust, and that it is therefore safe to run macros for files downloaded from it.

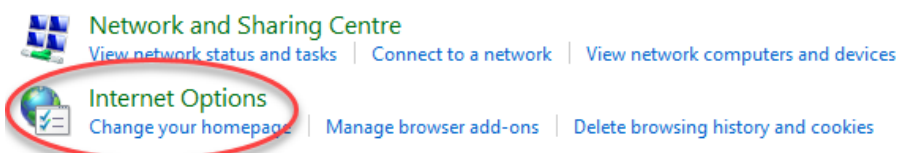
SETTING UP A TRUSTED LOCATION

- 1) Open the Control Panel
 - a. The method for doing this varies based on which version of windows is being used. Microsoft's guidance can be found [here](#).

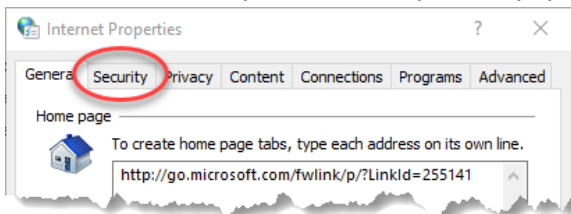
- 2) Click on 'Network & Internet'



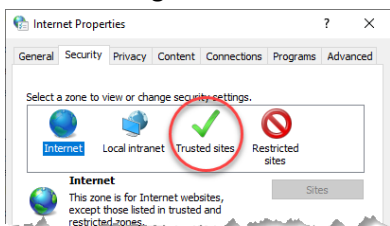
- 3) Click on 'Internet Options'.



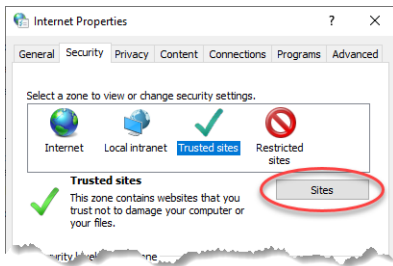
- 4) Click on the 'Security' tab at the top of the pop-up window



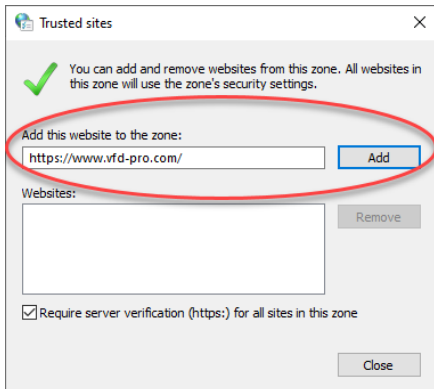
- 5) Click on the green tick for 'Trusted Sites'



6) Click on the 'Sites' button

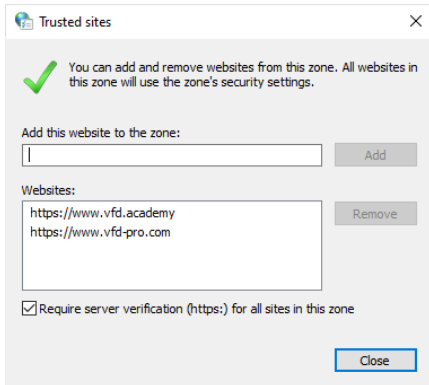


7) Copy and paste <https://www.vfd-pro.com/> into the 'Add this website to the zone' field and click 'Add'



8) Repeat 7) with <https://www.vfd.academy/>

9) It will then be shown in the 'Websites' field and the pop-up window can be closed



10) Microsoft Edge users (ignore this step if you use Chrome, Firefox etc.)



- a. Open Edge and click on the dots in the top right of the screen
- b. Click on Settings (near the bottom) in the dropdown menu
- c. Click on 'Downloads' in the menu down the left
- d. Turn off "Open office files in the browser"

11) Models can now be downloaded and used normally

Note: Models downloaded before setting VFD-Pro.com as a Trusted Site will need to be downloaded again for Windows to trust them.